

2023 Louisiana SEAMAP survey effort

SEAMAP Subcommittee Meeting, New Orleans | October 17, 2023

Louisiana SEAMAP

Annual sampling obligations

- Bottom longline survey
- Summer trawl survey
- Fall trawl survey
- Fall plankton
- Reef fish survey
- Bottom photography



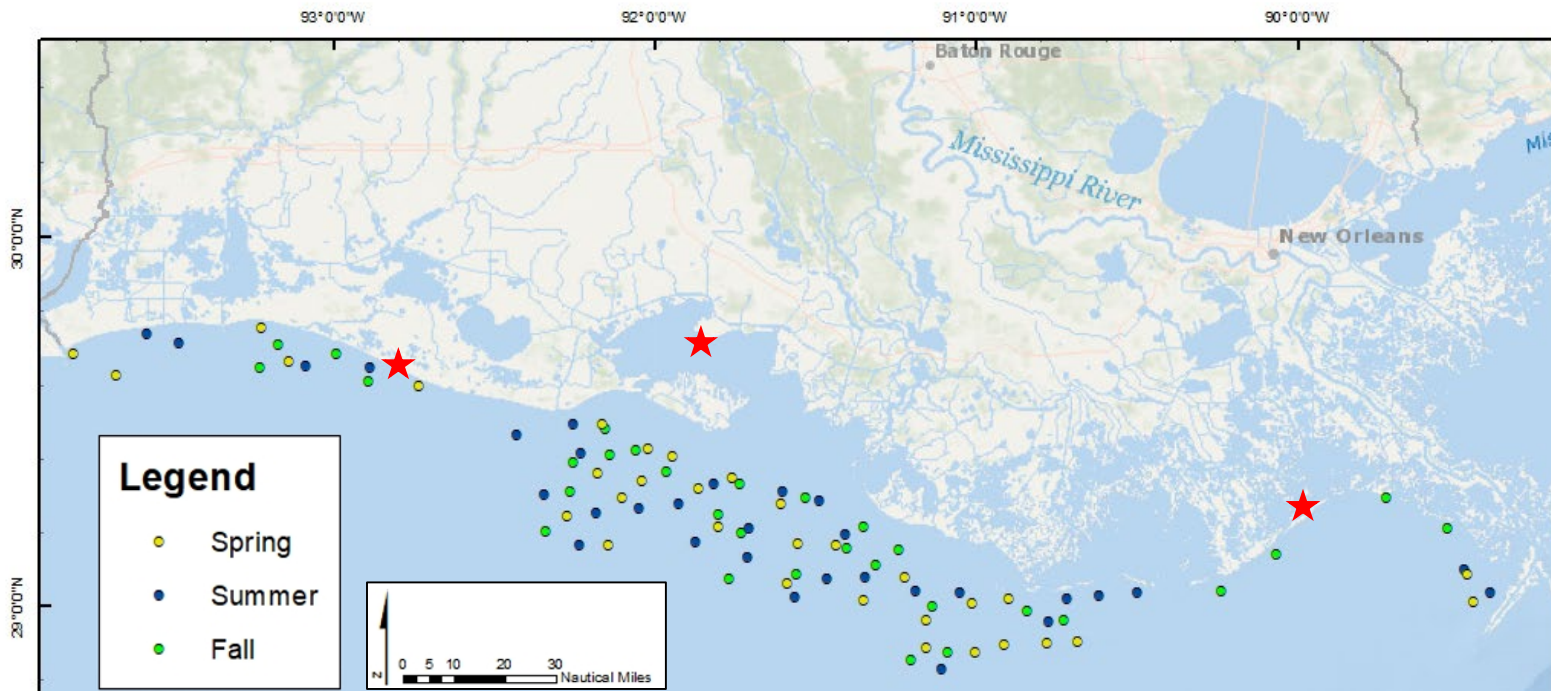
Bottom longline sampling

- ~30 sites/season
- 35 DAS annually
- Standard protocol, SB19 plus CTD, m-tags
- Multi-day trips & day trips




Bottom longline sampling

- 2023:
 - 30 DAS
 - 83/93 sites completed



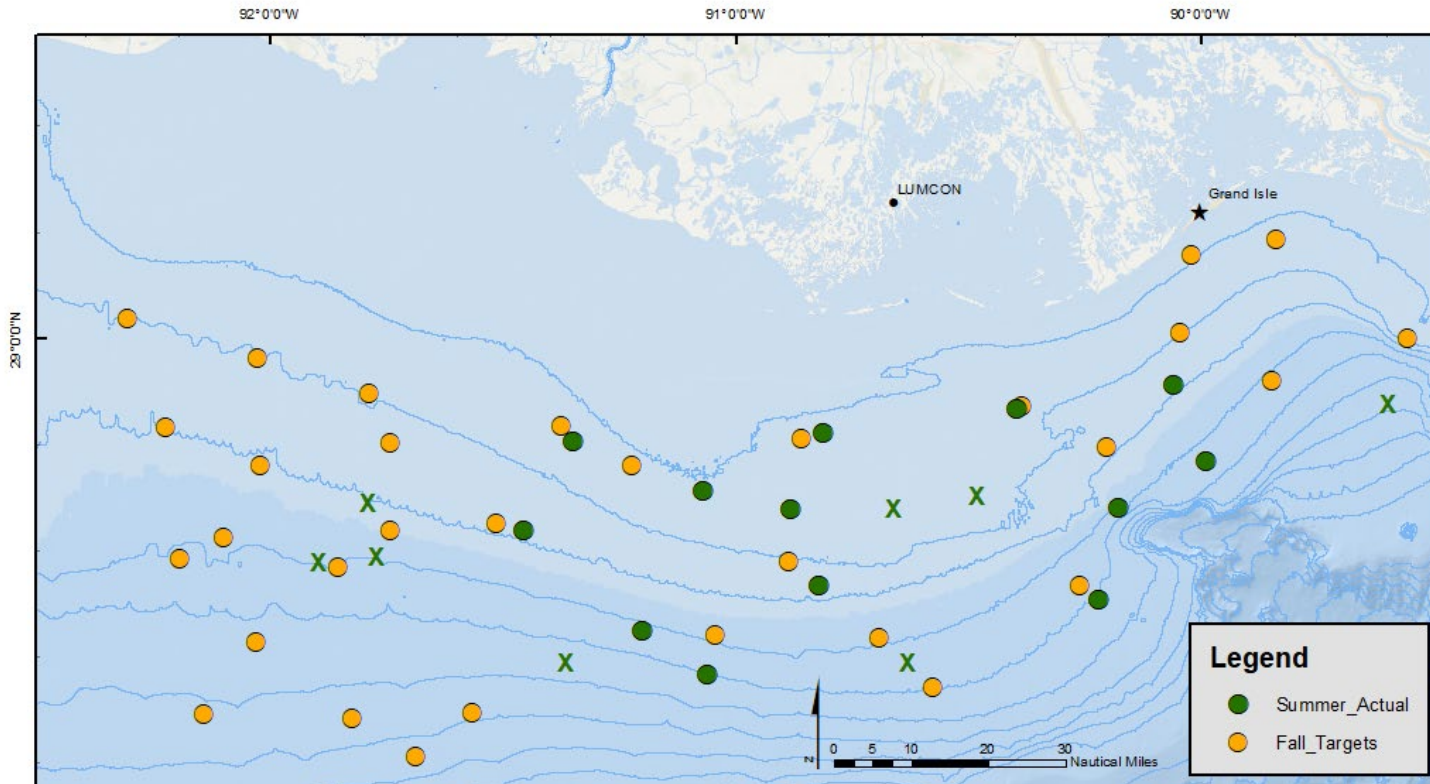
Shrimp/ground fish trawl survey

- Standard protocol
- FScS in 2021, TRiP 2023
- Data requests as needed
- Summer 3 DAS, fall 2 DAS
- 8-10 sites/day
- R/V Pelican – no SCS



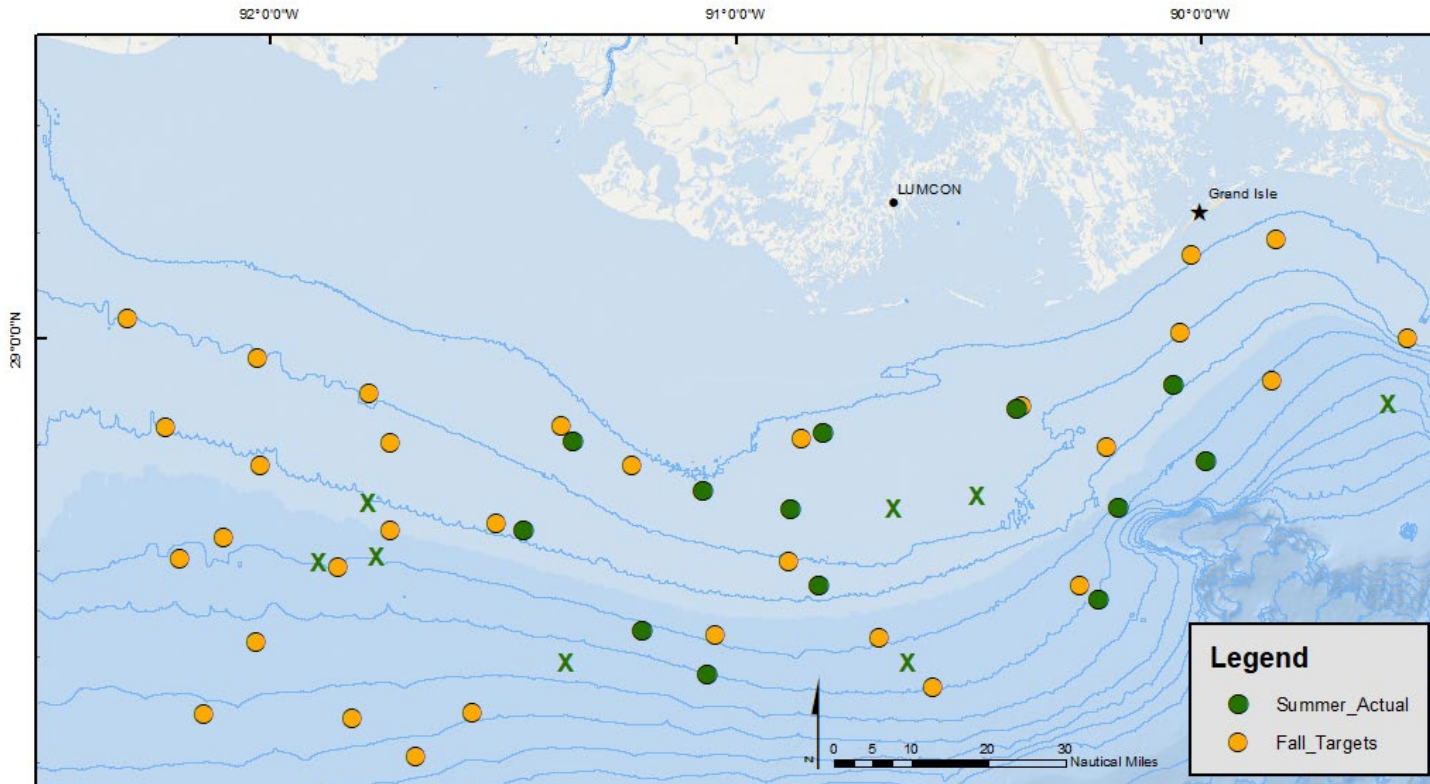
2023 Shrimp/ground fish trawl survey

- Summer:
 - 3 DAS / 22 stations scheduled
 - 2.5 DAS / 15 trawls completed, 2 water profile only
 - Real time shrimp data reported to GSMFC



2023 Shrimp/ground fish trawl survey


- Fall:
 - 4 DAS scheduled (2 additional days PLUS-UP)
 - 31 Sites scheduled



Bottom photography

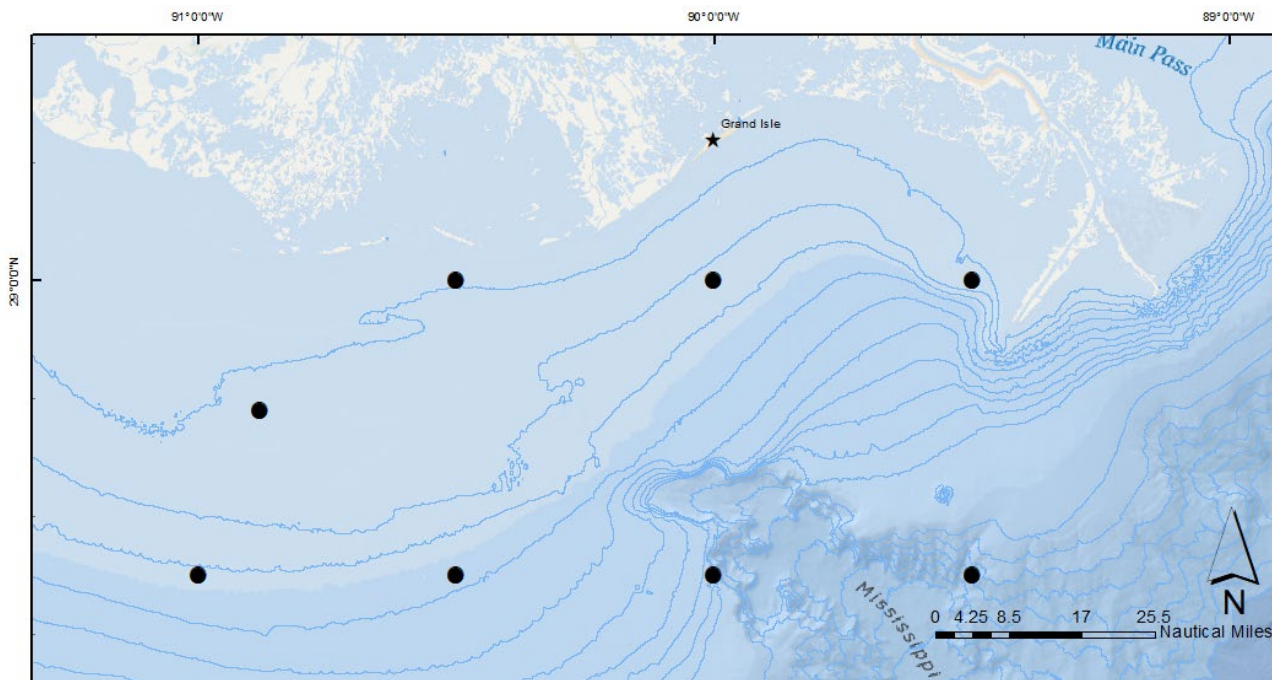
- Initiated 2023 calendar year
- Unfunded, opportunistically completed during trawl surveys
- Group B Dist. Inc aluminum GoPro housing, GoPro 7s
- Off-the-shelf light sources, dive lights

- 2023: 17 videos recorded



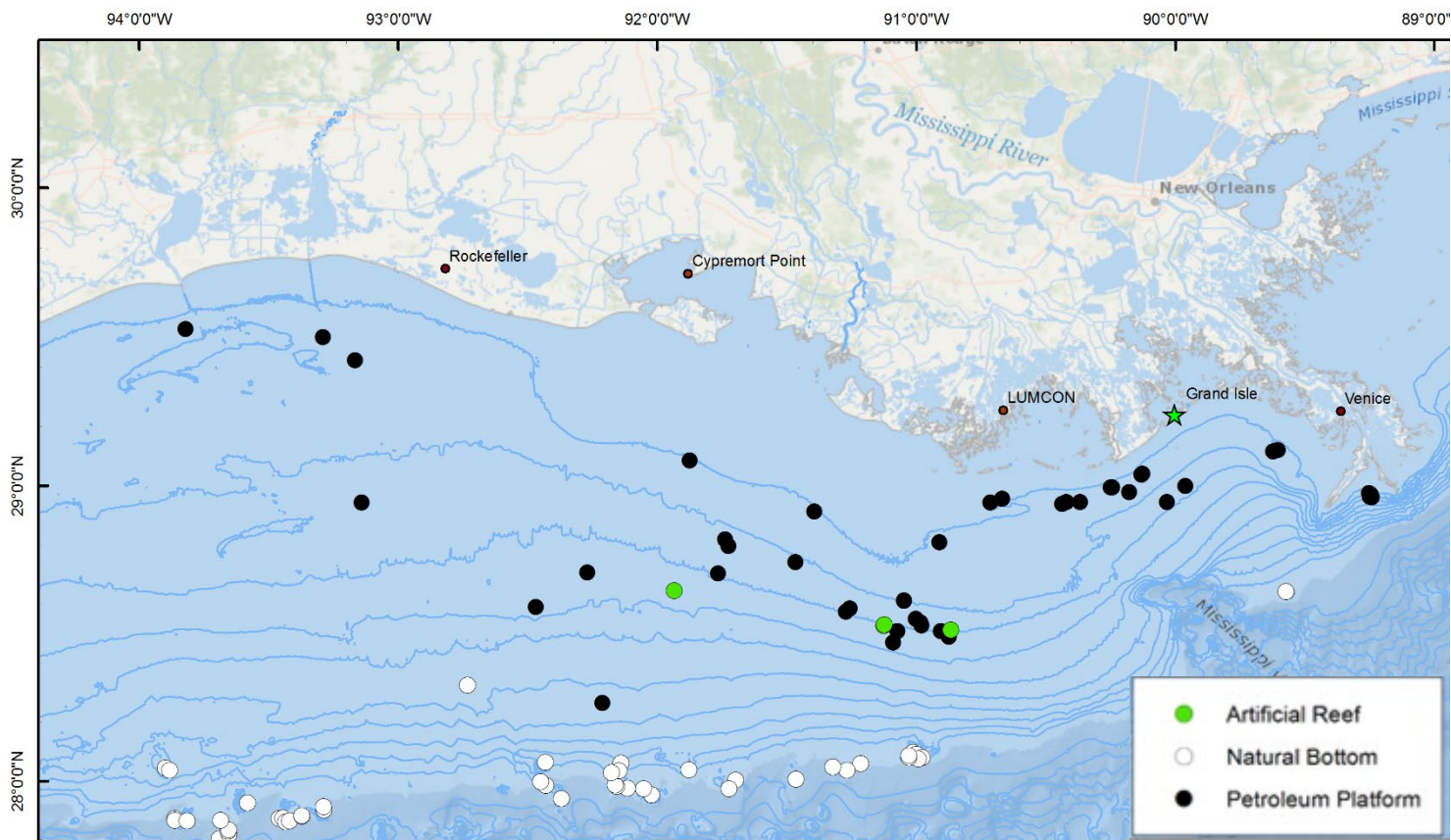
Plankton survey

- LDWF participates in fall sampling only
 - Standard protocol
 - Transfer chlorophyll samples to NMFS for analysis
- 2 DAS, 7 stations
- 2023: 2.5 DAS / 8 stations scheduled, not completed




Reef fish survey

- Vertical line 2011-2021
 - 15 DAS, 100 stations
 - Standard protocol
 - Additional data requests when possible, LA-funded camera review until 2019



Reef fish survey

- 2022 – LA-funded artificial reef video survey



Reef fish survey

- 2023
 - 10 DAS, 49 Deployments
 - Vertical transect survey:
 - Baited
 - Unbaited
 - NMFS protocol – three 5-minute soaks
 - 1-3ft/sec
 - Min count, measurements made using SeaGIS



Reef fish survey

- 2023
 - 10 DAS, 49 Deployments
 - Vertical transect survey:
 - Baited
 - Unbaited
 - NMFS protocol – three 5-minute soaks
 - 1-3ft/sec
 - Min count, measurements made using SeaGIS
- Observations to date
 - 15-45 min/station
 - 30 min – several hours for video review
 - Stainless steel frame (~50 lbs)
 - Buoys to offset weight
 - Commercial 12v bandit is sufficient for deploy/retrieval



Reef fish survey

- 2023
 - 10 DAS, 49 Deployments
 - Vertical transect survey:
 - Baited
 - Unbaited
 - NMFS protocol – three 5-minute soaks
 - 1-3ft/sec
 - Min count, measurements made using SeaGIS
- Observations to date
 - 15-45 min/station
 - 30 min – several hours for video review
 - Stainless steel frame (~50 lbs)
 - Buoys ot offset weight
 - Commercial 12v bandit is sufficient for deploy/retrieval
- Moving forward
 - Data formatting, database needs, and prelim data analysis comparing methods



FY23 plus-up funding

- Stereo camera reef fish survey
 - \$20,000 – hardware
 - Aluminum frame, back up housings, etc

- Fall trawl survey
 - \$35,000 – two additional DAS







- 1.27m tall
- 22.6kg
- 5°, 700mm separation

| Range from cameras (m) | Vert. ext. (m) | Horz. ext. (m) |
|------------------------|----------------|----------------|
| 1.0 | 0.4 | 1.6 |
| 2.0 | 1.6 | 3.3 |
| 3.0 | 2.7 | 4.9 |
| 4.0 | 3.6 | 6.5 |
| 5.0 | 4.3 | 8.2 |
| 6.0 | 5.0 | 9.8 |
| 7.0 | 5.7 | 11.4 |
| 8.0 | 6.4 | 13.1 |
| 9.0 | 7.1 | 14.7 |
| 10.0 | 7.8 | 16.4 |



| | BLL | VL | GF | PL | Sum |
|-------------------------------|------------|------------------|-----------------|----------|---------------|
| 2023 allocation | 194465.493 | 96188.827 | 110647.1 | 18698.54 | 415000 |
| Plus-up (35k trawl, 20k reef) | 194465.493 | 116188.83 | 140647.1 | 18698.54 | 470000 |
| | 176549.84 | 105484.62 | 127689.65 | 16975.89 | |

indirect cost of 43,300 accordint to
Melissa's calculatoin on 2023 SoW
ammendment for the plus up



- BLL 2023 calendar year

| Cl/Obj/RevSrc Cat Desc | Fund | Grant | Funded Program | Total Amount |
|------------------------|------------|-------|----------------|--------------|
| OPERATING SERVICES | 5140000600 | | | 2,247.55 |
| OTHER COMPENSATION | 5140000600 | | | 6,350.53 |
| RELATED BENEFITS | 5140000600 | | | 49,086.44 |
| SALARIES | 5140000600 | | | 97,834.78 |
| SUPPLIES | 5140000600 | | | 22,090.29 |
| TRAVEL | 5140000600 | | | 915.59 |
| | 5140000600 | | | 178,525.18 |
| | | | | 178,525.18 |

